

Data Professional Survey Breakdown

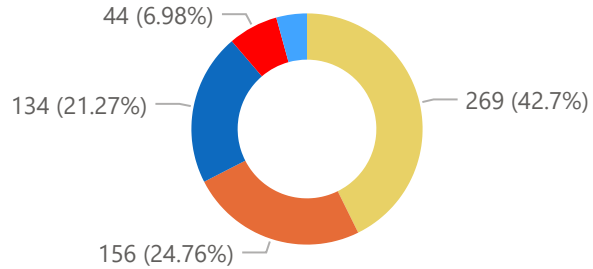
630

Count of Survey Takers

29.87

Average Age of Survey Takers

Difficulty to Break Into Data



Level of Difficulty

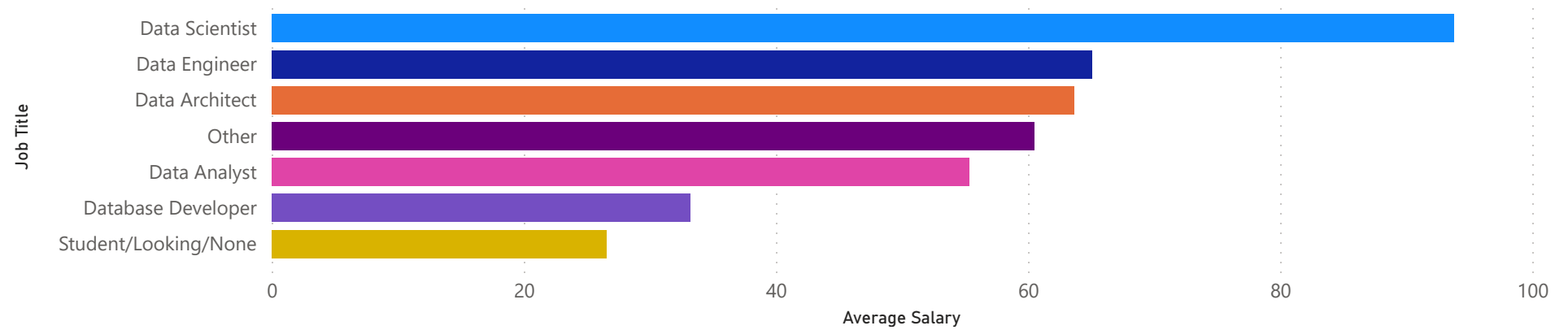
- Neither easy nor difficult
- Difficult
- Easy
- Very Difficult
- Very Easy

Country of Survey Takers

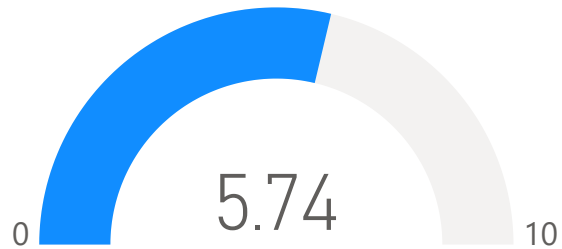


Average Salary by Job Title

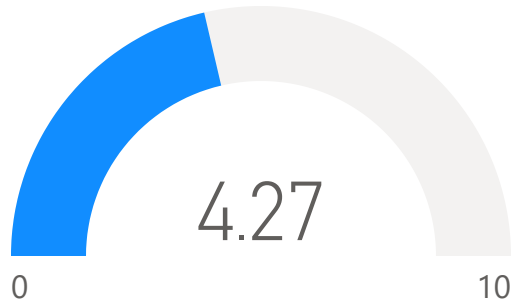
Job Title: Data Scientist, Data Engineer, Data Architect, Other, Data Analyst, Database Developer, Student/Looking/None



Happiness With Work/Life Balance



Happiness With Salary



Favorite Programming Language

Job Title: Data Analyst, Data Architect, Data Engineer, Data Scientist, Database Developer, Other, Student/Looking/None

